



Georgiana Molloy Anglican School

Opportunities now...benefits for life.

A school of the Anglican Schools Commission (inc)

Navigating your SEQTA Engage

SEQTA opens up the school gates and lets parents engage in the education of their children without creating any extra work for teachers or parents. You will be able to view reports and assessments, course details, timetables as well as receive direct notifications and communications from the school.

Please see below for a comprehensive overview of how to navigate your Parent Engage.

1. You will receive an email from the school with a link to your log in. Please nominate a password that is secure and easy for you to remember. **Please note: This password portal does expire within 24 hours. You must nominate your password within this timeframe.**

You can also access SEQTA through the Parent Portal on the GMAS Website: www.gmas.wa.edu.au

Your Username is your Family Code (Given to you on the original log in email)

The screenshot shows a Gmail interface with an email from Georgiana Molloy Anglican School. The email subject is "Your SEQTA Engage Account". The body of the email contains the following text:

Dear [REDACTED],

You've received this email because

1. on Mar 3, 2017 8:57:00 AM a new SEQTA Engage account has been created for you to access information regarding a student at Georgiana Molloy Anglican School, or alternatively
2. you have requested a password reset for your SEQTA Engage account for (username: [REDACTED])

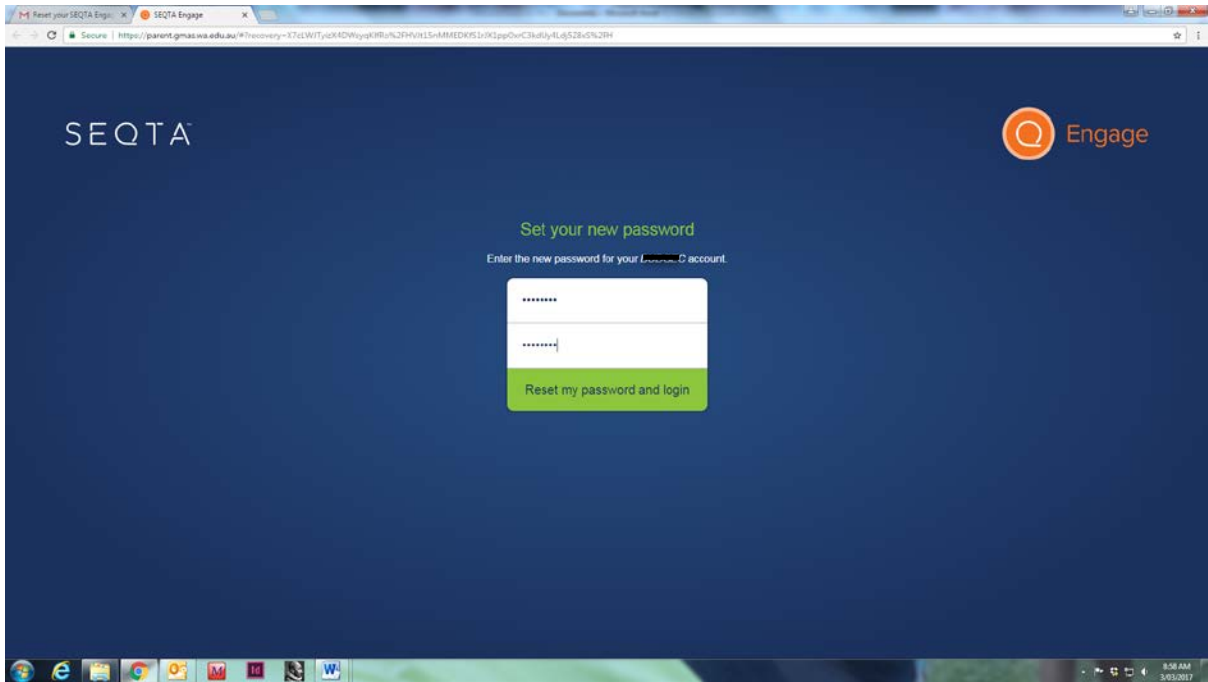
Reset your password now by clicking on the link below:
<https://parent.gmas.wa.edu.au/#?recovery=X7cLWjTyizX4DjWbyqkFRo%2FhVjt15nMMEDKfS1rJX1ppOxrc3kdUy4Ld5Z8xS%2FH>

Should the link expire you will be directed to a screen that will allow you to 'retrieve forgotten password' and you may reinitiate the process with the account username: [REDACTED]

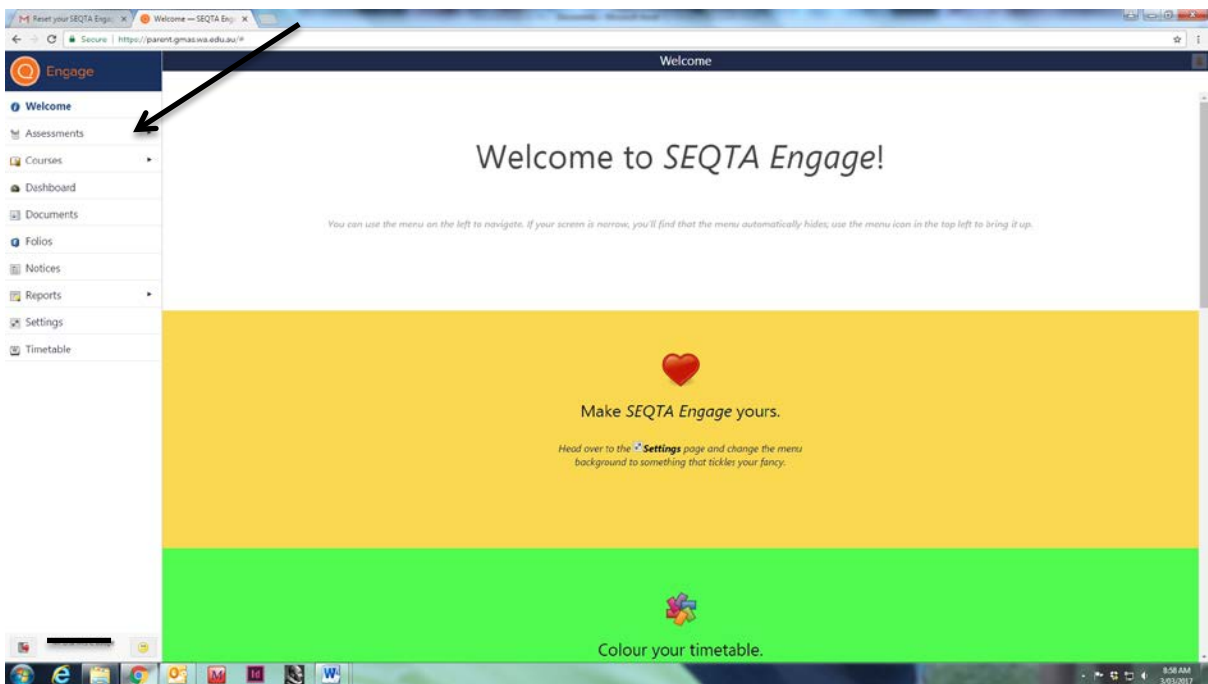
This link is only available for a short period of time.

At the bottom of the email, there is a button that says "Click here to Sign Up or Forward".

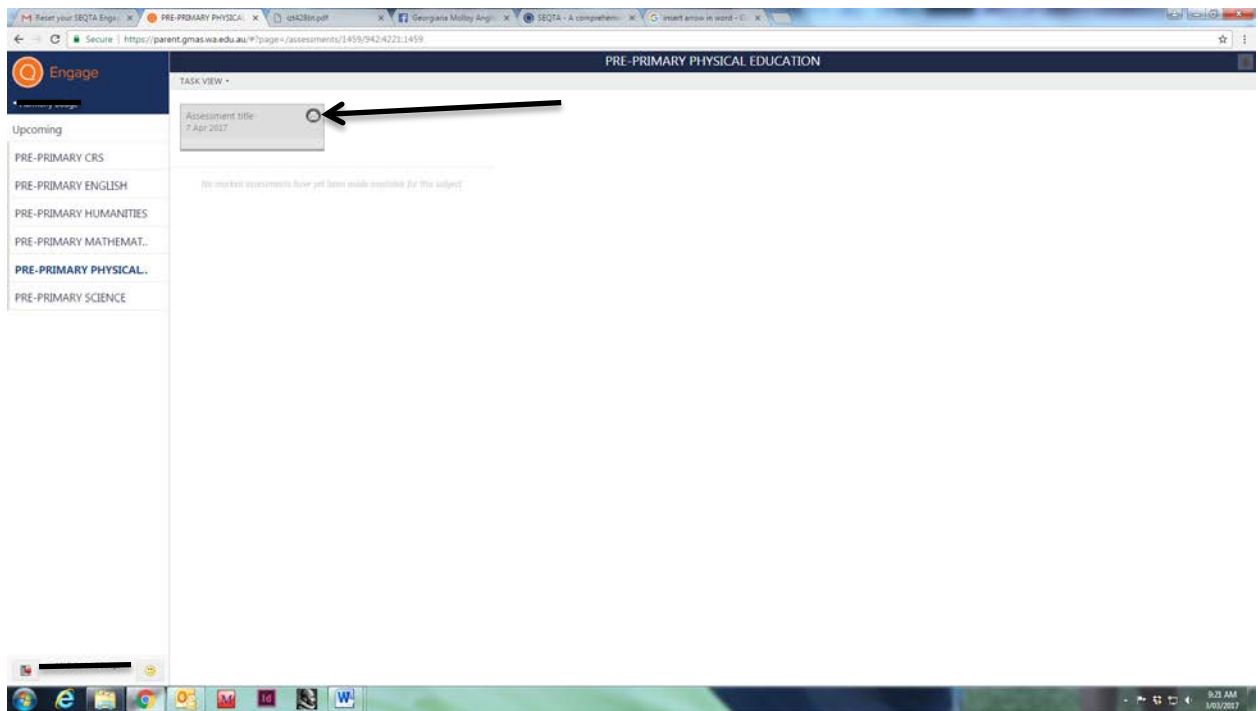
An arrow points from the right side of the email to the password reset link.



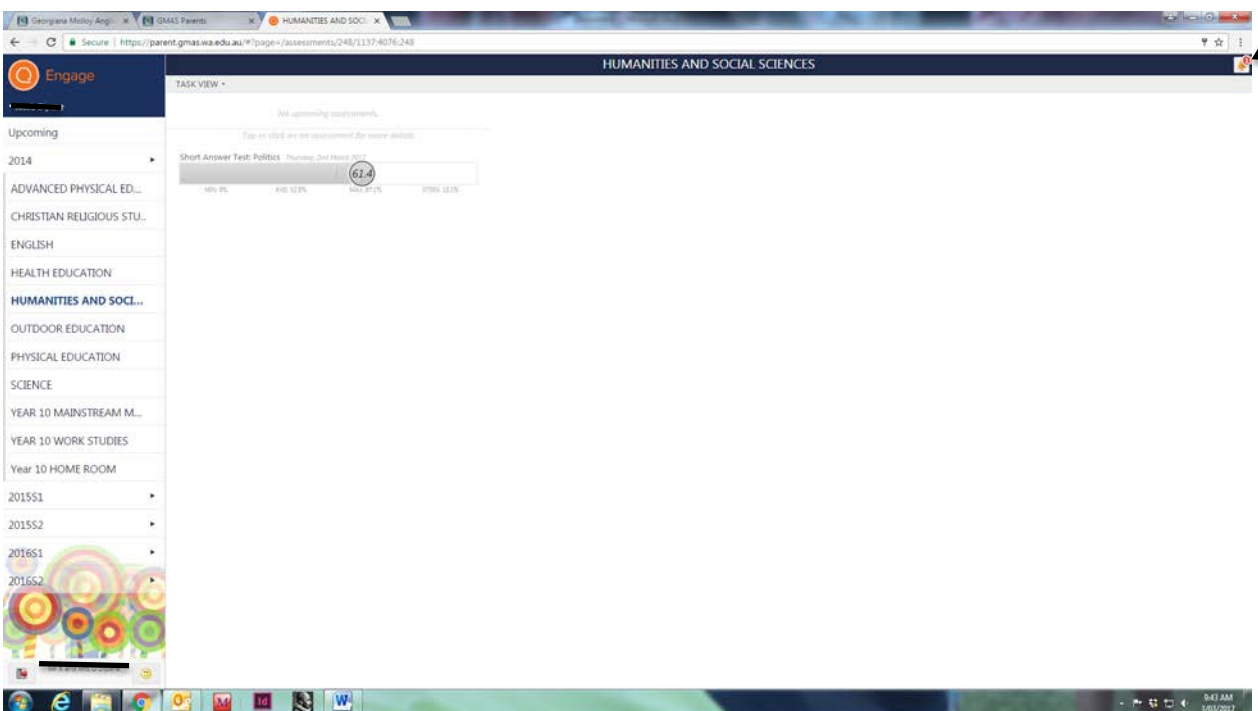
2. Welcome to your SEQTA Dashboard. From here you can navigate the entire site and change / personalise your own settings.



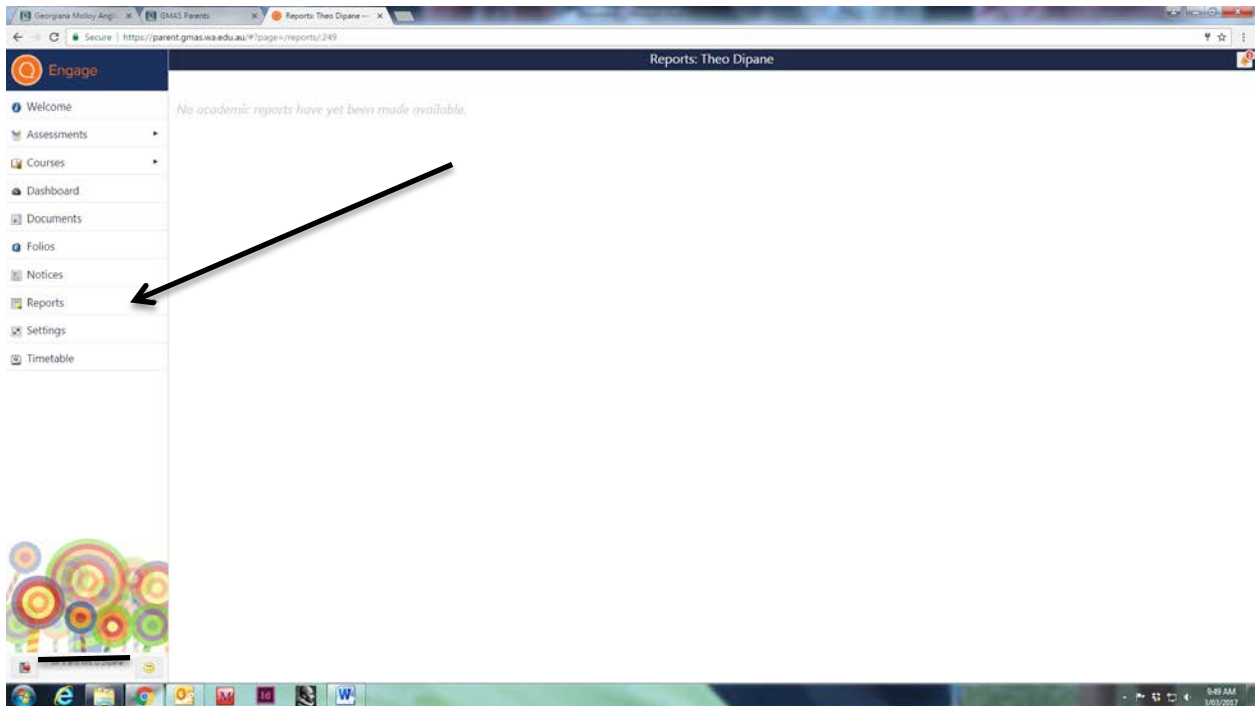
- To view your child's assessment details and test results, simply click on "Assessments." You will see down the menu bar, each course. Simply click on which course you would like to view, and all assessments will show in button form.



- You will see in the top right hand corner a bell symbol. If this symbol has a circled number, this means you have notifications, either an assessment or a message from the school.



5. To view your child's school reports, click on the reports tab.



6. To view your child's timetable click on the timetable tab.

